



National
Défence

Défense
nationale

A-CR-CCP-911/PW-002



Canadian Cadet Organizations

Pipe Band – Snare Drum Reference Manual



Chapter 1

Snare Drum – Level One



Canada 

Chapter 1 – Table of Contents

	Tempo (BPM)	Page
Section 1 Technique Exercises		
Single Strokes	120	1-1-1
Double Strokes	90	1-1-2
Flams	90	1-1-3
Triplets	96	1-1-4
Paradiddles	90	1-1-5
Buzz Strokes	90	1-1-7
Section 2 Repertoire		
Mairi's Wedding – Étude	96	1-2-1
The Green Hills of Tyrol – Étude	96	1-2-2
Scotland the Brave – Étude	96	1-2-3
The Nut Brown Maiden – Elementary	96	1-2-4
The Fairy Lullaby	48	1-2-5
The Song of the Glen – Étude	48	1-2-6



**C
H
A
P
T
E
R

1**



Section 1

Technique




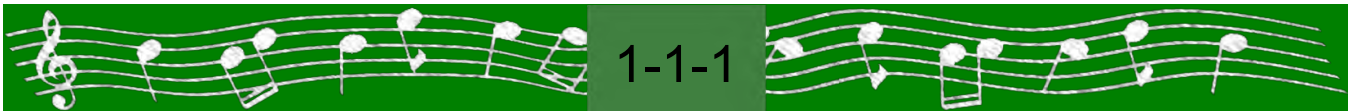
Single Strokes

1 $\frac{2}{4}$ 

2 $\frac{2}{4}$ 

3 $\frac{4}{4}$ 

4 $\frac{6}{8}$ 




Double Strokes


5 $\frac{2}{4}$


6 $\frac{2}{4}$


1-1-2

Flams

7 $\frac{2}{4}$ 

8 $\frac{2}{4}$ 

9 $\frac{2}{4}$ 

10 $\frac{2}{4}$ 

- To play the flam, two strokes are played closely together with a small separation. They must strike close enough to almost sound like one stroke.
- A flam is a type of grace note or embellishment. In pipe band music the grace note has three purposes: to separate two notes, to accent a specific note, and to embellish a specific note.

Right Flam



- When playing a right flam, hold the right stick slightly higher.

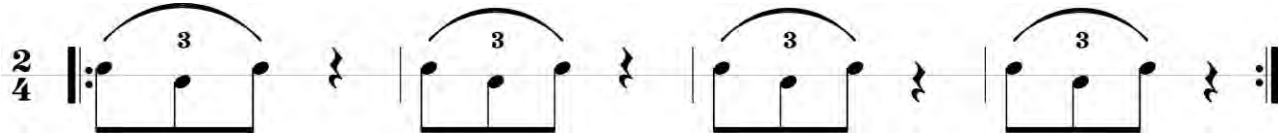
Left Flam

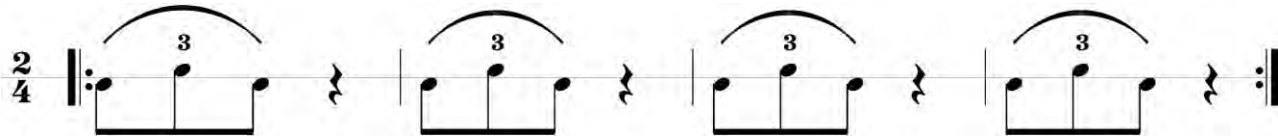


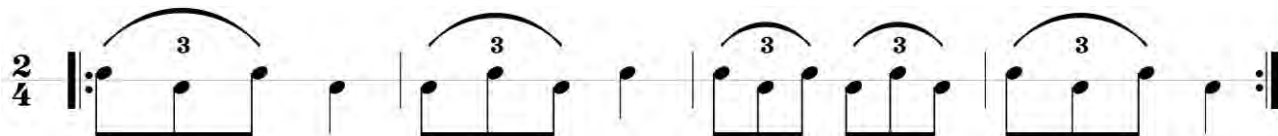
- When playing a left flam, hold the left stick slightly higher.



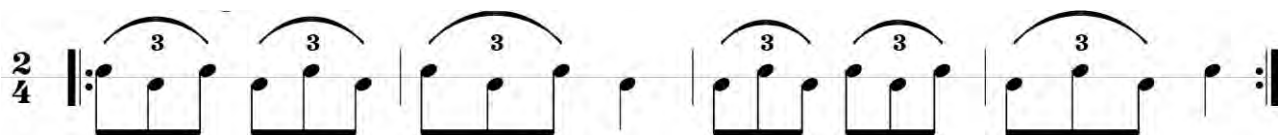
Triplets

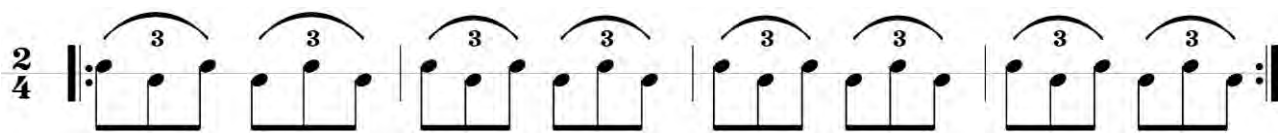
11 

12 

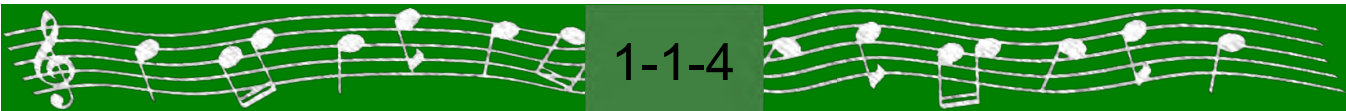
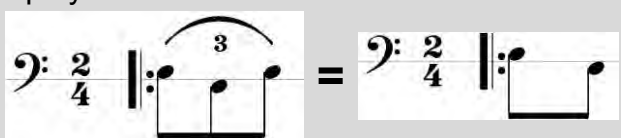
13 

14 

15 

16 

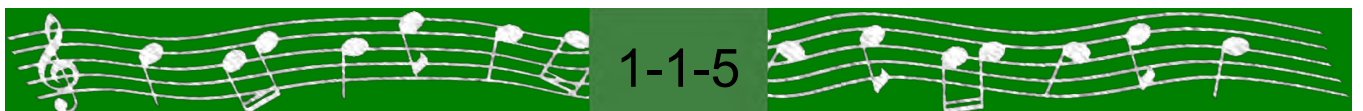
- A triplet is not a rudiment, it is a rhythm.
- A triplet is three notes played in the same time as two notes of the same duration.



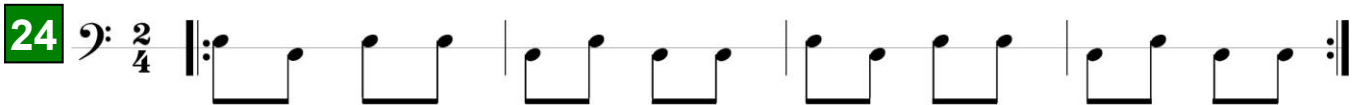
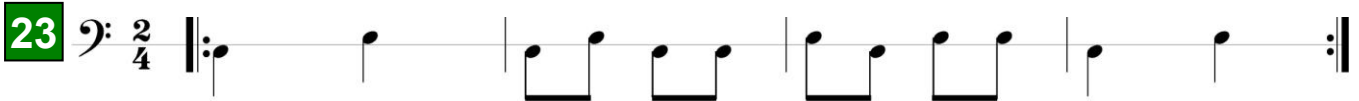
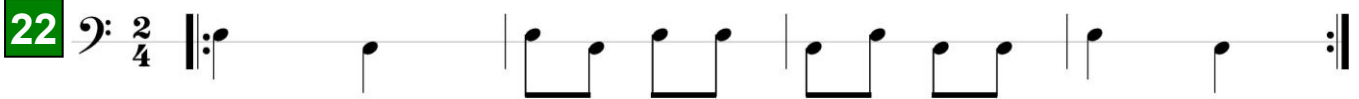
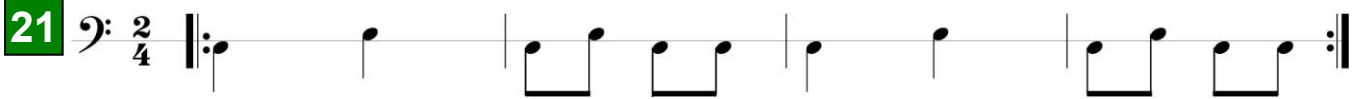
Paradiddles



- The paradiddle rudiment consists of three strokes: two single strokes and one double stroke.
- Each stroke should have the same volume and be the same weight.



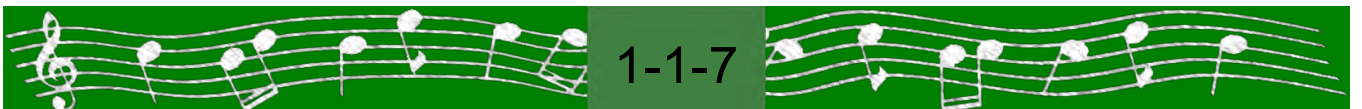
Paradiddles



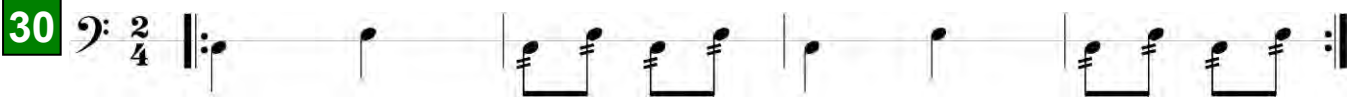
Buzz Strokes



- The buzz stroke consists of a “Buzz” of two single strokes.
- The buzz sound occurs when the drumstick bounces slightly when striking the drum.



Buzz Strokes

30 

31 

32 

33 

34 

 1-1-8

Buzz Strokes

35 Exercise 35: Bass clef, 2/4 time signature. Four measures of eighth notes: G2, A2, B2, C3; D2, E2, F2, G2; A2, B2, C3, D3; E2, F2, G2, A2. Repeat sign.

36 Exercise 36: Bass clef, 2/4 time signature. Four measures of eighth notes: G2, A2, B2, C3; D2, E2, F2, G2; A2, B2, C3, D3; E2, F2, G2, A2. Repeat sign.

37 Exercise 37: Bass clef, 2/4 time signature. Four measures of eighth notes: G2, A2, B2, C3; D2, E2, F2, G2; A2, B2, C3, D3; E2, F2, G2, A2. Repeat sign.

38 Exercise 38: Bass clef, 2/4 time signature. Four measures of eighth notes: G2, A2, B2, C3; D2, E2, F2, G2; A2, B2, C3, D3; E2, F2, G2, A2. Repeat sign.

39 Exercise 39: Bass clef, 2/4 time signature. Four measures of eighth notes: G2, A2, B2, C3; D2, E2, F2, G2; A2, B2, C3, D3; E2, F2, G2, A2. Repeat sign.

A decorative footer featuring a green background with white musical notation on a staff. The notation includes a treble clef, a key signature of one flat, and a sequence of notes: G4, A4, B4, C5, B4, A4, G4. In the center, the number "1-1-9" is displayed in white on a dark green rectangular background.

C
H
A
P
T
E
R

1



Section 2

Repertoire



Mairi's Wedding

March
Étude

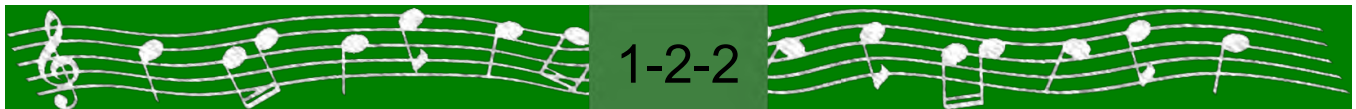
The musical score is written in a treble clef with a 2/4 time signature and a key signature of one flat (B-flat). It consists of four staves of music. The first staff begins with a repeat sign and contains four measures of music, each starting with an accent (>) over the first note. The second staff continues with four measures, also starting with accents. The third staff begins with a repeat sign and contains four measures. The fourth staff concludes with four measures, including a final measure with a repeat sign and a fermata over the final note.

A decorative footer element with a green background. It features a white treble clef on the left, followed by a series of white musical notes on a five-line staff. In the center, the text "1-2-1" is displayed in white. To the right, another series of white musical notes on a five-line staff is shown.

The Green Hills of Tyrol

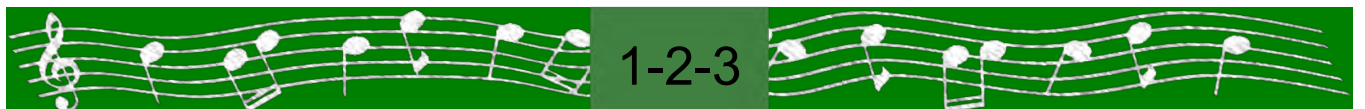
Retreat March
Étude

The musical score is written in treble clef with a 3/4 time signature. It consists of four staves of music. The first staff begins with a repeat sign and contains a quarter note, a quarter rest, and a quarter note, followed by two measures of eighth-note triplets. The second staff continues with similar rhythmic patterns and triplet markings. The third and fourth staves feature more complex rhythmic figures, including sixteenth-note triplets and slurs, leading to a final double bar line.



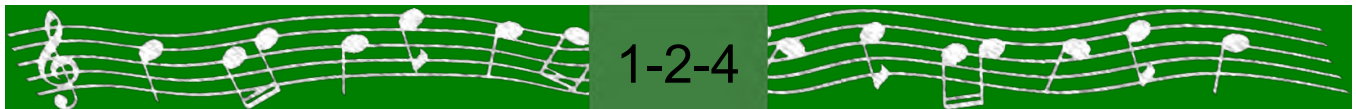
Scotland The Brave

March
Étude



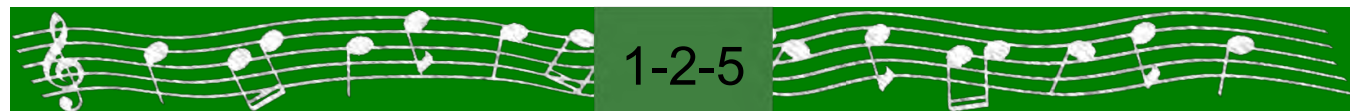
The Nut Brown Maiden

March
Elementary



The Fairy Lullaby

Slow March



The Song of The Glen

Slow March
Étude

The musical score is written in treble clef with a 6/8 time signature. It consists of four staves of music. The first staff begins with a repeat sign and contains several measures of eighth notes, including a triplet of eighth notes. The second staff continues the melody with more eighth notes and another triplet. The third staff features a double bar line with repeat dots, followed by measures containing triplets of eighth notes. The fourth staff concludes the piece with a final double bar line and repeat dots, also featuring triplet eighth notes.

A decorative horizontal bar at the bottom of the page. On the left, a green staff contains a sequence of white musical notes. In the center, a dark green rectangular box contains the white text "1-2-6". On the right, another green staff contains a sequence of white musical notes.